



Extraordinary
Treehouses & Play Structures
for Kids of all ages

Since 1987, Barbara has been building environmentally-friendly backyard structures. Specializing in challenging terrains and unusual spaces, Barbara loves to create imaginative play habitats for families all over the world. Using natural redwood and beautiful non-toxic tung oil stains, Barbara can custom design a site-specific play structure or treehouse just for you. Or, order one of her already-designed Playhouses, Play Forts or Big Forts.



Playhouses



Play Forts



Big Forts



Custom Treehouses



Custom Play Structures

San Francisco
415.864.6840
www.barbarabutler.com

Playhouses & Theaters



PH 107

COUNTRY COTTAGE

This magical playhouse is covered on all 4 sides with Barbara's hand-carved flowers, vines, leaves and faeries! Step through the swinging gate onto the 3' wide front porch with picket railing and knock on the curved-top front Dutch door to see who will peek through the sliding peephole. Once inside, open the 2 side window shutters or scoot out the escape hatch door. Kids will be snug under the waterproof, cedar shingled pyramid roof with decorative finial ball top.

- ◆ Medium 5' x 8' x 8' high
- ◆ Large 6' x 9' x 9' high



PH136

ROSEFIELD COTTAGE

Barbara's unique style on the outside is paired with a *fully finished, painted interior* with crank glass windows, stained & varnished hardwood door & floor, built-in bunk beds, cupboards and electrical throughout. The outside is hand-carved with roses, butterflies and bluebirds.

The waterproof, cedar shingled roof has 3 dormer windows with Victorian trim. The cottage pictured here was custom-built to fit under the deck of the main house and look out over the San Francisco Bay.

- ◆ Dimensions: 8' x 8' x 7' high



PH135

GINGERBREAD PLAYHOUSE

This elegant playhouse is the perfect setting for a tea party. A spacious interior large enough for sleep-overs, scalloped cedar shingled roof with dormer, custom decorative Victorian trims & roof caps, flower boxes and a fanciful front door with sliding peephole and doorknocker make this playhouse every little girl's dream come true.

- ◆ Dimensions: 6' x 9' x 9'6" high



PH120

NAPA VALLEY THEATER

This outdoor theater with hand-carved symbols has steps up to the large center stage. It comes with front, back & side curtains that hang on metal rods, forming "back stage" areas for costume changes.

- ◆ Dimensions: 12' x 13' x 13' high



PH121

SUNSHINE THEATER

Theaters light the spark of every child's imagination! This Theater Stage (with 18" stage height) has a large apron front, a hidden backstage area behind the backdrop wall, a carved headboard, ticket booth window, multiple chalkboards & velvet curtains with golden tassels.

- ◆ Dimensions: 16' x 12' x 10' high





PH 101

COZY CABIN

Designed to fit on a deck or in a corner of the yard, this cozy cabin features a gable roof with faux chimney, front Dutch door with sliding peephole & doorknocker, mailbox, scallop trim, 2 shuttered side windows, inside bench with secret escape door underneath and a hand-carved tulip and "Smoky" the cat on the front wall.

- ◆ Dimensions: 3'6" x 5' x 7' high

PH 102

GARDEN PLAYHOUSE

Stars on the Pyramid Roof light up this classic playhouse featuring front Dutch door with sliding peephole and doorknocker, mailbox, carved & applied trims, 2 shuttered side windows, rear escape hatch plus either 2 carved tulips on the front wall or stars on the roof.

- ◆ Small 4' x 4' x 7' high
- ◆ Medium 5' x 5' x 8' high
- ◆ Large 6' x 6' x 9' high



PH 103

STORYBOOK PLAYHOUSE

A work of art! Enhance the Garden Playhouse (see PH 102 above) by adding Barbara's imaginative & whimsical hand-carved and stained folk art renderings of animals, birds, plants, trees and flowers (carvings are on all 4 sides).

- ◆ Small 4' x 4' x 7' high
- ◆ Medium 5' x 5' x 8' high
- ◆ Large 6' x 6' x 9' high

PH 130

CAPE CODDER

Perfect for small spaces, this elegant playhouse has front door with sliding peephole & doorknocker, 4 windows with shutters and three distinct levels of play:

- 1st floor play room,
- 2nd floor balcony with flagpole
- 3rd floor loft under the cedar shingled gable roof with dormer.

To reach the loft, climb up the inside rung ladder to the balcony, then through the upper Dutch door.

- ◆ Dimensions: 4' x 6' x 10' high



PH 106

KEW GARDEN COTTAGE

The Kew Gardens Cottage has a 2nd story loft with railing tucked under the gable roof. Kids can climb up the inside rung ladder to the loft to read, play games or take a nap. Special features include arched Dutch door and two arched side windows with shutters, plus 2 hand-carved tulips on the front.

- ◆ Medium 5' x 5' x 9' high with 2'6" x 5' long loft
- ◆ Large 6' x 6' x 10' high with 3' x 6' long loft

PH 137

KITTY KAT COTTAGE

Kitty Kat Cottage is nestled up high on stilts to feel like a treehouse! There is an inside loft with railing and rung ladder, plus the added benefit of an outside deck with picket railing. Easy access is via the angled rung ladder to the deck through the swinging safety gate. The charming side windows with shutters and Dutch front door have arched tops and carved trims. Hand-carved on the side wall is Cookie the kitty!

- ◆ Dimensions: 6' x 9' x 15' high



PH 105

LOG CABIN

This rustic log cabin is made from hand-hewn logs and comes with 3 shuttered windows, front door with sliding peephole & waterproof cedar-shingled gable roof.

- ◆ Dimensions: 5' x 7' x 10' high

PH 108

SHERIFF'S OFFICE

Howdy pardner! The Sheriff's Office has a solid front door with sliding peephole & doorknocker, front and side jailbar windows, a corner desk and a secret escape door under the bench. The front porch has a cedar shingled overhang roof, a handy hitching post, a bench and the hand-painted "SHERIFF" sign overhead.

- ◆ Dimensions: 6' x 7' x 8' high



PH 104

TAHOE TIPI

Miwok-styled Indian tipi with rawhide flap.

- ◆ Dimension 5' diameter x 10' high



Play Forts

Our Play Forts are pre-designed to provide maximum play features in a compact space. There are 3 series of Play Forts: The Hideaways (below), The Robin Hood's Forts (opposite page) and The King Forts (pages 6 & 7). Pre-designed means eliminating the additional time and expense of a custom design (page 13). However, each Play Fort is still made to order, giving you lots of flexibility to have it your way. You can choose:

- Your own color palette from one of our proven favorites or you can select your own palette from our 59 colors;
- The configuration that works best for you: Let us know before we start to build which way you want the play features placed;
- The length of the bridge: 3' long bridge = 1 swing; 9' long bridge = 2 Swings, and 12' long Bridge = 3 swings.
- The size of your fort: We offer many Add-ons (see page 8) such as Pyramid Roofs and Ship's Ladders (the easy way up).
- Some great Play Accessories: among our most popular (see pages 18 & 19) are the Ship's Wheel and the Double Water Cannon.

The Hideaway Forts

Designed to fit into small spaces yet provide maximum fun. Each 2-story fort has playhouse space below and open deck space above, plus great play features!



HD 120

HIDEAWAY FORT

Created for backyards with limited play space! This 2-story Fort has a playroom below with a front door with sliding "who-goes-there" peephole & doorknocker, mailbox, shuttered side window, jailbar side window, universe cut-outs (planet, moon and star) on the back, and a secret escape door under the built-in bench. Plus, **choose any 3** play features from the following list:

- Rock Climbing wall
- Stainless steel Firepole
- Hand-woven Rope Net Ladder
- Super Slide (for 6' high deck)
- Rung Ladder

- ◆ Fort Dimensions: 4' x 4' x 9' high (16 sq. feet) with 6' deck height
- ◆ Overall Play Fort dimensions: various (depending on play features selected)
- ◆ Recommended Play Space: 18' x 19' without slide or 18' x 27' with slide



HD 124

SWING HIDEAWAY

Want to add swings? Here is the 2-story Hideaway Fort with the addition of 2 belt swings (attached at an angle or off one side). The play features include:

- Rock Climbing wall
- Stainless steel Firepole with safety gate
- Hand-woven Rope Net Ladder
- 9' long Swing Beam arm with wiggle strip and "A" frame end with bench seat/2 belt swings

- ◆ Fort Dimensions: 4' x 4' x 9' high (16 sq. feet) with 6' deck height
- ◆ Overall Play Fort dimensions: 15' x 22' x 9' high
- ◆ Recommended Play Space: 27' x 23'



HD 123

TURBO HIDEAWAY

Turbo Tube slides are great for older kids. We started with our 2-story Hideaway Fort and then added a Dutch front door and a Pyramid Roof, plus the extra fun of 4 play features:

- Rock Climbing wall
- Stainless steel Firepole
- Hand-woven Rope Net Ladder
- Turbo Tube slide with built-up wall (replaces super slide)

- ◆ Fort Dimensions: 4' x 4' x 15' high (16 sq. feet) with 6' deck height
- ◆ Overall Play Fort dimensions: 9' x 9'6" x 15' high
- ◆ Recommended Play Space: 21' x 21'6"

The Robin Hood Forts

What's different about a Robin Hood's Fort? It's bigger and taller than the Hideaway; it has a 7' deck height so that adults can stand up inside the lower fort without bumping their heads; and it has the very popular Bridge-over-Swings feature.

As Barbara says: "Kids love bridges for the sensation of transition and of being suspended in the air. They love standing above while other kids swing below. And it makes the most use of the space, turning both above and below the bridge into play spaces."

Specifications: A Robin Hood's 2-story fort is 4'6" square x 10' high (20.25 sq. feet with 7' deck height) with front door with sliding "who-goes-there" peephole & doorknocker, mailbox, (1) shuttered side window, (1) jailbar side window, universe cut-outs (planet, moon and star) on the back, and a secret escape door under the built-in bench. The upper level has 36" high Fortress railing with key-hole cut-outs. Plus, each Robin Hood's Fort has the following great play features:



RHF 210

ROBIN HOOD'S FORT - 1 SWING

The original Robin Hood's Fort comes with a 3' long bridge over 1 disc swing. Kids have a blast on a disc swing, twirling, swinging and pushing off the sides of the fort. Mix it up by upgrading to an interchangeable belt swing and/or a 2-seater Glider.

- ◆ Overall Play Fort dimensions:
12' x 10' x 10' high
with addition of roof: 15'6" high
- ◆ Recommended Play Space: 24' x 22'

- Hand-woven Rope Net Ladder - easy way up
- Rock Climbing wall- hard way up
- Turbo Tube Slide - fast way down
- Stainless steel Firepole - another fast way down
- Bridge over swings (you chose how long) for extra play space

- ✿ Recommended Add-ons (see page 8)
 - » Pyramid Roof
 - » Climbing Tower
 - » Ship's Ladder
- ✿ Recommended Play Accessories (see page 18)
 - » Ship's Wheel
 - » Double Water Cannon
 - » Drop Leaf Table/2 drop seats



RHF 212

ROBIN HOOD'S FORT - 2 SWINGS

Kids love to swing side-by-side and talk over things that happened at school that day or about what they want to be when they grow up. If you have the space, then double the fun with a 9' long bridge over 2 Swings. The bridge has a center beam that the swings hang from and is then flanked by two outrigger joists that support the deck and railing above. We build our bridges to withstand lots of kids on top, and lots of kids swinging below.

- ◆ Overall Play Fort dimensions: 18' x 10' x 10' high
with addition of roof: 15'6" high
- ◆ Recommended Play Space: 30' x 22'

RHF 214

ROBIN HOOD'S FORT - 3 SWINGS

Swings are something that kids come back to year after year. First it's all about learning to just sit in a swing, then learning to pump, then there's the sheer joy of swinging, followed by the years of tricks and amazing dismounts. Three Swings attached under a 12' long bridge gives everyone a chance to practice their skills. Our 9' and 12' bridges have a steel plate covered in wood that is attached between the end posts to give strength and stability for when all 3 kids want to swing long, hard and high!

- ◆ Overall Play Fort dimensions: 21' x 10' x 10' high
with addition of roof: 15'6" high
- ◆ Recommended Play Space: 33' x 22'



The King Forts

Barbara likes to stretch the size of the towers. The King Fort with its rectangular shape is the perfect example of going bigger without looking too massive. The two extra-big sides of the fort make space for a window next to the front door as well as a larger rock wall. Little kids like small places but big kids like clubhouses! The King Fort is a clubhouse size: big enough for a gang of kids to hold a club meeting, a sleepover or a birthday party extravaganza. Don't be surprised if you have a hard time dragging them in for supper. Most parents tell us that the kids want to live in their forts (and some Moms and Dads too).

Specifications: The 2-story King Fort tower is 6' long x 5' wide x 10' high (30 sq. feet with 7' deck height) with front door with sliding "who-goes-there" peephole & doorknocker, mailbox, two shuttered windows, jailbar window, universe cut-outs (planet, moon & star) on the back, and secret escape door under the built-in bench. The upper level has 36" high Fortress railing with key-hole cut-outs. Each King Fort has the following great play features:

- Hand-woven Rope Net Ladder
- Extra-large Rock Climbing wall
- Stainless steel Firepole with safety gate
- Turbo Tube Slide
- Bridge over swings (you chose how long)
- Single layered tongue & groove Gable roof with ridge cap



KF 221

KING FORT - 2 SWINGS

The King Fort comes with a 9' bridge over 2 swings, providing lots of extra play space. The bridge has a center beam that the swings hang from and is then flanked by two outrigger joists that support the deck and railing above. We build our bridges to withstand lots of kids on top, and lots of kids swinging below.

- ◆ Overall Play Fort dimensions: 18' x 10' x 15'6" high
- ◆ Recommended Play Space: 30' x 22'



KF 223

KING FORT - 3 SWINGS

The ultimate King Fort has a 12' long bridge over 3 belt swings. Our 9' and 12' bridges have a steel plate covered in wood that is attached between the end posts to give strength and stability for when all 3 kids want to swing long, hard and high! If your budget permits, we recommend **Add-ons** such as a Climbing Tower with Crazy Bar Climb (see next page), plus great **Play Accessories** such as Monkey Bars under the bridge and/or an interchangeable Tire Swing (see pages 18 & 19). We guarantee the kids will love it!

- ◆ Overall Play Fort dimensions: 22'6" x 21' x 15'6" high
- ◆ Recommended Play Space: 34'6" x 33'



KF 221 & AO25

KING FORT - 2 SWINGS & CLIMBING TOWER

Towers are the anchors for every one of Barbara's play structures. Climbing Towers (AO25) are great anchors for the bridges. Instead of having a single climbing feature at the end of a bridge (traditionally the Rope Net Ladder), consider the Climbing Tower as an affordable way to add more features while giving the bridge a strong, sturdy anchor as well. It's only 3 feet square and it's designed to work with almost all the play features we offer. The King Fort pictured to the right has the Climbing Tower with single Crazy Bar Climb on the back attached between the Bridge and the Rope Net Ladder. There is still plenty of room to add a Ship's Ladder (the easy way up for young children & adults) to the front of the Tower - or put the Crazy Bar Climb on the front & the Ship's Ladder on the back. A great way to add more play features!

- ◆ Overall Play Fort dimensions: 21' x 10' x 15'6" high
- ◆ Recommended Play Space: 33' x 22'



KF 221 & AO26

KING FORT - 2 SWINGS WITH SQUARE TOWER

Towers come in all shapes and sizes. One of our most popular 2nd towers is the Square Tower (AO26) because it provides a second playhouse as well as additional play features. The Square Tower is 4.5' x 4.5' x 10' high with jailbar window, shuttered window, front door with sliding "who-goes-there" peephole & doorknocker, mailbox, secret escape door under the built-in bench and (2) sides of rock climbing. The play action really heats up when kids can run from tower to tower, either across the bridge or down on the ground. Add a speaking tube play accessory (see page 18) between the 2 towers and let the games begin!

- ◆ Overall Play Fort dimensions: 22'6" x 10' x 15'6" high
- ◆ Recommended Play Space: 34'6" x 22'

KF 225

THE FORTRESS

A GREAT SIZE FOR OLDER KIDS! This 2-story clubhouse is tall enough for adults to feel comfortable (with a 7' deck height) and big enough for sleepovers.

- ◆ Fort Dimensions:
6' x 6' x 10' high (36 sq. feet) with 7' deck height
- ◆ Overall Play Fort dimensions: 14.5' x 7'6" x 16" high
- ◆ Recommended Play Space: 23'6" x 19'6"

Add-ons:

"Add-On" features are specifically designed to go with the Hideaway, Robin Hoods and King Forts. Here's a sample of what you can do:

- ❖ Add a Roof to protect the kids from hot sun and rain. Plus it turns the second level into a clubhouse! Choose from a pyramid roof, gable roof (both pictured below), canvas roof or shed roof.
- ❖ Add a 3' x 3' Climbing Tower to the end of the bridge to provide more play space and play activities. Or consider the larger 4' x 4' Rock Climbing Tower.
- ❖ Add a Ship's Ladder to the Climbing Tower as the easy way up for young children and adults. Or, add a Big Step Stacking Fort (see below).
- ❖ Add a free-standing Big Swing Set nearby a Hideaway Fort.

Also see our many Play Accessory options at the end of this brochure (pages 18 & 19).



AO 36
BIG SWING SET



AO 24
PYRAMID ROOF



AO 29
GABLE ROOF



AO 34
"T" HAND-OVER-HAND BARS



AO 21
RUNG LADDER



AO 27
SHIP'S LADDER



AO 30
ANGLED STAIRS WITH LANDING PLATFORM



AO 25
CLIMBING TOWER WITH CRAZY BAR CLIMB



AO 26
ROCK CLIMBING TOWER



AO 28
BIG STEP STACKING FORT

Visit our website for more information about the hundreds of play structures and play accessories available. Start on our Home Page and click on the image for the section you are interested in:



Then click "next page" until you see a Custom Structure that you are interested in, such as Belle Bungalow, and click on that image to go to the main information page:

Use the blue navigation bar to see other parts of Our Work:

Click here to see Barbara's latest creations

Click here for Pricing

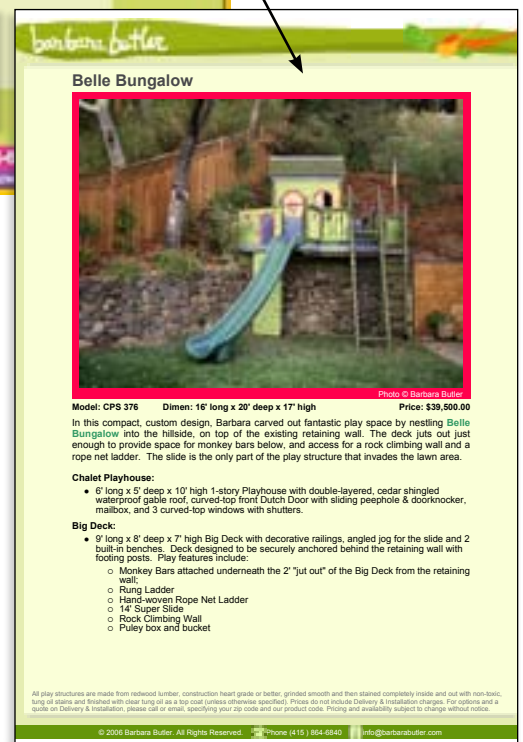
Click here to read Barbara's descriptions of different cool play features

Use our search feature to go directly to a specific structure

Scroll through all 57 of the Custom play structures by clicking here.

Click here to get specifications

Click here to see more photos



Big Forts

The Big Forts come in all shapes and sizes with one big benefit in common – they are all designed to go on flat land. If you have sufficient space that is relatively flat, and you know which Big Fort you want, then you only have 2 decisions to make:

- 1. What color palette you would like*
- 2. What play accessories you want to add*

We build each Big Fort to order, in the color palette of your choice. It generally takes 10 weeks to build, carve, stain, pre-assemble the fort in our shop to ensure perfect fit, detail (e.g., add the doors & shutters, trims, rock holds, etc.), and apply a clear coat of protective tung-oil. We then disassemble, pack all the modular pieces in protective wrapping & ship. We can provide written assembly instructions or a crew to install. To order a Big fort, call 415-864-6840 to go over your options.



BF 301 KIDS RULE CLUBHOUSE



BF 302 THE CLUBHOUSE



BF 303 TAHOE OUTPOST



BF 304 RAPUNZEL'S RETREAT



BF 305 PIRATE'S HAUNT



BF 306 PERCHED PLAYHOUSE



BF 307 CAPE CODDER DELUXE



BF 308 LONG ISLAND LOOKOUT



BF 309 CHALET PLAYHOUSE



BF 310 SEASIDE CASTLE



BF 311 KID'S BARN



BF 312 LE PETIT CHALET



BF 313 CASTLE STARLIGHT



BF 314 FORT BETHESDA



BF 315 WIZARD'S HIDEOUT



BF 316 AHERTON CASTLE



BF 317 AHERTON #5



BF 318 ZIG ZAG



BF 319 WENDY'S HOUSE



BF 320 FORT BARBICAN



BF 321 CASTLE FANTASTICO



BF 322 COWABUNGA CLUBHOUSE

Big Forts (Continued)



BF 323 DISNEY LOOKOUT TOWER



BF 324 CASTLELAND



BF 325 FORT SANTA BARBARA



BF 326 FORT TUCKAWAY



BF 327 HIGH CHAPARRAL



BF 328 ROUGH & TUMBLE OUTPOST



BF 329 WESTERN FORT



BF 330 FORT MEDITERRANEAN

Custom Play Structures



CPS 322
HILLSIDE
HAMLET

When is a custom design needed? A custom design is necessary if you have a steep hill or ravine, retaining walls, lots of trees to fit around, or a challenging space that just calls for something unique! Sometimes it is difficult to envision where a play structure should go. This is when we recommend having Barbara meet with you, look at your yard, and brainstorm ideas. Barbara and you will select the site, decide which play features on your family's wish list are essential, and discuss the budget. You will also discuss if landscape changes will be involved. Barbara travels all over the world to design her unique play structures and treehouses. Once the design is finalized, we build the structure in our shop in modular pieces for easier shipping and installation. The images on these 3 pages depict different examples of custom designed play structures...



CPS 313
NAPA VALLEY TWIN CHALETS

Instead of expanding their main house, the owners commissioned Barbara to design and build 2 "equal but different" kid-sized houses nearby for their 2 very active young girls! Napa Valley Twin Chalets has Barbara's unique style on the outside combined with a fully finished interior (crank-open glass windows, French doors, built-in furniture, electricity and plumbing). Play features include turbo tube slide, firepole, bridge-over-swings, balconies and staircases as the easy way up for Mom and Dad.

CPS 320

MALIBU LIGHTHOUSE

Attached to the top of a guest house, this custom-designed lighthouse has a copper roof, hand-carved posts & rails, and a great view of the Pacific ocean!





CPS 334

CONNECTICUT CASTLE

This beautiful play structure was designed to take advantage of the gentle slope of the land with a custom 36' wave slide (no longer available) and a Zip Line ride from the Castle ramparts to a sturdy tree 100' down the hill. In addition, the color palette, castle-like exterior, hand-carved faux stone corners & gargoyles all emulate the main house. Additional play features include giant ramp with rope railing, rope net ladder, firepole, secret room inside the Octagon Tower, Jailhouse with secret slide escape and much more.



CPS 339

ROMEO & JULIET'S CASTLE

See pages 18 & 19

for great Play Accessories like this Double Water Cannon!



CPS 332

TREETOP BUNGALOW

Hillside provide amazing opportunities to create extraordinary play structures. Adding retaining walls and flattening the ground in between creates levels, which generally makes the play space just that much more fun. **Hillside Hamlet** (prior page) was one of Barbara's first hillside designs. See how the Swinging Bridge from the 1-story Entrance Fort leads to the upper story of the Octagon Tower then over to a tree perch. Barbara's design for **TreeTop Bungalow** (above left) starts with a 2-story Octagon Tower as the "anchor" at the top of the hill, followed by a series of bridges stepping down over the pathway on one level and over swings on the other level to the 2-story Clubhouse with balcony as the anchor on the lowest level. Besides being fun to play on, the view is incredible! For **Romeo & Juliet's Castle** (middle image) Barbara added decorative railings to the retaining walls, stained in colors that match the play structure. This play space also has a separate playhouse area, a separate swing under a trellis area and, again, a beautiful view. **Mill Valley Victorian** (right) was built in the midst of a redwood grove, on steeply terraced land that was previously considered unusable for the children. Another extraordinary example of the benefits to terraced play space.



CPS 311

MILL VALLEY VICTORIAN



CPS 327

CASTLE COLORFUL

A custom design is the best approach if you want something unique, packed full of play features and designed to maximize the space. Barbara will come out and meet with you, brainstorm ideas, take photos and measurements, and then go back to her studio to mull things over. She will then generate several drawings depicting different ideas to present to you along with features and pricing. Castle Colorful has an arched bridge over 2 swings, a swinging bridge, 2 octagon towers, a large climbing tower, zig-zag hand-over-hand bars, giant ramp, rock climbing, slides, firepole, rope net ladder, double crazy bar climbs, a Juliet balcony and a fabulous Zip Line ride!



CPS 376

BELLE BUNGALOW

Barbara's design challenges were a small yard, 3 little girls who wanted a playhouse for tea parties plus climbing & sliding, and a dad that was reluctant to give up his lawn to a play structure. Looking around at the initial design meeting, Barbara was immediately attracted to the unused hill area on top off the beautiful rock wall. Her final design has the playhouse on top of a big deck that is anchored into the hillside and juts out a foot over the rock wall. Play features include a rung ladder, a rope net ladder, a slide, a rock climbing wall and monkey bars under the deck. The adorable playhouse is just the right size for tea parties and Dad is thrilled that he still has his lawn!



CPS 366

CASTLE DRAGON THEATER

A custom design is also the best way to select different types of play features and have them merged together to form one unique play structure. **Castle Dragon Theater** is a good example of this, combining:

- Castle play structure with faux rock towers
- Kid's Theater with double stages
- Treehouse with branches thru the deck
- Custom dragon carvings by Barbara Butler
- Inside maze with built-in "funhouse" mirrors and secret doors

Plus all the amazing play features: turbo tube slide, swings, corkscrew climber, firepole, hand-over-hand bars, rope net ladder, ship's ladder, crazy bar climb, rock climbing, and more!



CPS 373

BERKELEY DOUBLE SLIDER

There are hillsides and then there are wild ravines! What better way to reach the bottom of a ravine then via an exciting ride down 2 slides: a turbo tube slide through the berry bushes and/or an open slide under the trees. Barbara also designed this play structure to have access from the backyard lawn via a ship's ladder up to the bridge over swings across to the upper deck of the Clubhouse. The big deck has a rope net ladder, firepole, pulley bucket, beautiful decorative arches and lots of parallel rings attached underneath.



Custom Treehouses

Every tree is unique and will need its own unique, custom design. Barbara's first order of business is to climb up in the tree and brainstorm ideas. No idea is too crazy! Back at her desk, Barbara covers the walls with tree photos, studying the limbs & trunks and mulling over the possibilities. Then she draws her ideas directly on the photos. If you are interested in a Zip Line, Barbara and her husband, Jeff, will need to set up a temporary ride to do on-site tests for the real thing. They may also "stick-frame" the design up in the tree - a process that lets Barbara fine-tune the design, get precise measurements and lets you visualize where everything will go. Once the final design is selected, we build the bulk of the treehouse in our shop. This process allows us to deliver and install treehouses all over the world! Please contact us for more details - We guarantee you will love your treehouse!



TH 601 FORT GETAWAY



TH 602 THE TREEHOUSE



TH 603 CANYON PERCH



TH 604 BEL AIR BUNGALOW



TH 605 EAST HAMPTON TREEFORT



TH 606 FORT AUTUMN



TH 607 SHIP AHOY



TH 608 SYCAMORE TREEFORT



TH 609 LA HACIENDA



TH 610 PLAYHOUSE IN A TREE



TH 611 REDWOOD ROUGHHOUSE



TH 612 TROPICAL TREEHOUSE



TH 613 ZIPITTY TREEFORT



TH 614 FORT FARWELL



TH 615 EMERALD FORTRESS



TH 616 TREE PERCH



TH 617 CASA DE ARBOL



TH 618 TREE TOP INN



TH 619 MAGIC TREEHOUSE



TH 620 BEAR MOUNTAIN FORT



TH 621 TUXEDO CASTLE



TH 622 SHIP IN A TREE



TH 623 ESCALADE TREEFORT

Play Accessories:

Here is a sampling of the many fun play accessories that we offer to complement your play structure or treehouse. Made from natural redwood and stained - in the colors of your choice - with our beautiful, non-toxic tung-oil stains, each play accessory is hand crafted with care to stand up to the outdoor elements.

To see more great Play Accessories, please go to our website link:
<http://www.barbarabutler.com/accessories.php>



PA 509
KIDS RULE CHAIRS



PA 503
KID'S RULE TABLE / 2 CHAIRS



PA 504
KING/QUEEN TABLE / 4 CHAIRS



PA 506
SAFE TABLE & CHAIRS



PA 507
DROP LEAF TABLE/2 SEATS



PA 501
PICNIC TABLE & 4 BENCHES



PA 541
CURVY CHALKBOARD



PA 539
RECTANGULAR CHALKBOARD



PA 540
OUTDOOR CHALKBOARD




PA 555
LADDER-TABLE



PA 551
TOP SECRET SAFE



PA 554
PIRATE'S WALL CUPBOARD




PA 553
UNIVERSE WALL CUPBOARD



PA 543
CORNER CUPBOARD



PA 547
KITCHEN SET



PA 542
RECTANGULAR CUPBOARD



PA 546
KID'S RULE HUTCH



PA 534
WINDOW BOX



PA 533
TOY BOX



PA 522
PULLEY BUCKET



PA 536
ARCHED "DRY CREEK" BRIDGE



PA 523
SHIP'S WHEEL



PA 550
SPEAKING TUBE



PA 521
DOUBLE WATER CANNON



PA 526
BALANCE BEAM



PA 538
TOY BOX BENCH



PA 575
HAND-CARVED SIGN



PA 556
SECRET SLIDING DOOR



PA 557
PLAYHOUSE MAILBOX



PA 576
PIRATE SHIP SIGN



PA 574
HAND-CARVINGS



PA 549
MAD SCIENTIST PANEL



PA 557
DECISION WHEEL



PA 528
MULTI-ROTATIONAL RINGS



PA 531
MONKEY BARS



PA 516
2-SEATER GLIDER



PA 515
TIRE SWING



Barbara has been recognized by the media as the world's foremost designer and builder of extraordinary play structures. She has captured the world's imagination, redefining the age old adage "go outside & play".

"The custom-playhouse maker we like best featured a spectacular quality of workmanship and creativity. Barbara Butler, one of the best-known play house makers... has definitive style all her own, favoring bold colors, quirky but simple designs and plenty of room for heavy duty romping."

By Kara Swisher / The Wall Street Journal

PUBLICATIONS

- ◆ **Child Magazine:** "Playhouse Proud: A new generation of utterly amazing playhouses offers abundant inspiration for old-fashion fun."
- ◆ **The Washington Post:** "Imagination at Play for the Whole Family: For Barbara Butler, playhouses are serious business."
- ◆ **People Magazine:** "Child's Play: Barbara Butler's fun rooms build on Kid's fantasies."
- ◆ **Wall Street Journal:** "A Tour of Kids' Playhouses: The custom-playhouse maker we like best"
- ◆ **Architectural Digest:** "Making A Play: Barbara Butler... parlayed her love of the outdoors into a business."
- ◆ **House & Garden:** "Beyond the Backyard Fort: Butler's playhouses are extensions of the house that, architecturally, do not talk down to children."
- ◆ **The Chicago Tribune:** "Custom Details Turn Back Yards Into Retreats: Barbara Butler Artist-Builder Inc. creates extraordinary play structures for kids."
- ◆ **The NY Times:** "The \$10,000 (and Up) Stocking Stuffer: avoid splinters and snag Junior his very own Barbara Butler-designed castle."
- ◆ **Oprah At Home :** "Branching Out: Communing with trees is integral to Barbara Butler's process."
- ◆ **Plus:** American Homestyle & Gardening Magazine, Coastal Living, Entrepreneur, Fortune, Sunset Magazine, Veranda and more


COMMISSIONS

- ◆ **Dreamworks**
- ◆ **Robert Redford**
- ◆ **Bobby McFerrin**
- ◆ **Kevin Kline & Phoebe Cates**
- ◆ **Jada Pinkett Smith & Will Smith**
- ◆ **Walt Disney Productions**
- ◆ **Bob Weir**

TV APPEARANCES

- ◆ **CBS Early Show**
- ◆ **HGTV's Out on a Limb**
- ◆ **HGTV's Sizzlin Summers**
- ◆ **Discovery Channel**
- ◆ **Evening Magazine**
- ◆ **House Beautiful TV**
- ◆ **HGTV Modern Masters**
- ◆ **Livin' Large**
- ◆ **The Oprah Winfrey Show**

BOOKS FEATURING BARBARA'S PLAY STRUCTURES



Books are available for sale on our website: www.barbarabutler.com